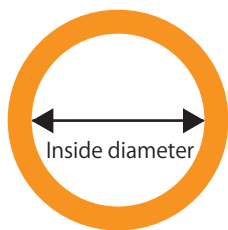
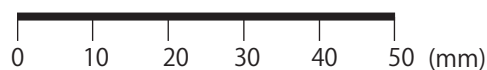


Measure your ring size



1. Choose a ring that fits your finger.
2. Place the ring on the circles below.
3. Find the circle that matches the inside edge of the ring.


Confirming printed paper size here




Ensure to set printing scale "100%"
Measure the bar above which must be 50mm long

This measurement refers to the **inside diameter** of the ring.


Size 4
14mm




Size 5
14.3mm




Size 6
14.6mm




Size 7
15mm




Size 8
15.3mm




Size 9
15.6mm




Size 10
16mm




Size 11
16.3mm




Size 12
16.6mm




Size 13
17mm




Size 14
17.3mm




Size 15
17.6mm




Size 16
18mm




Size 17
18.3mm




Size 18
18.6mm




Size 19
19mm




Size 20
19.3mm




Size 21
19.6mm




Size 22
20mm



Size 23
20.3mm



Size 24
20.6mm



Size 25
21mm

